





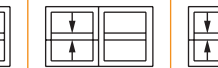
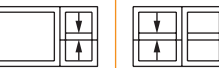
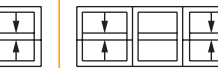







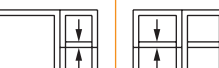
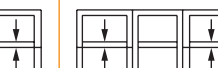



































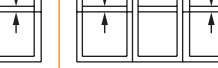








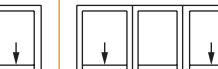



# Jamliner Double Hung Window Specifications

- Glazing in windows complies with AS 1288. Wind Region A. Exposed Suburban
- Purchaser to specify if window conditions vary from this
- These products are designed to 1000pa wind pressure and 150pa water pressure
- All frames are viewed from the outside

STUD OPENING	655	845	955	1227	1607	1827	2417	2412	2742	
FRAME	635	825	935	1207	1587	1807	2397	2392	2722	
1046	1026									
		DH1006	DH1008	DH1009	DH1012	DH1015	DH1018	DH1023 2S	DH1024 2S	DH1027 2S
1217	1197									
		DH1206	DH1208	DH1209	DH1212	DH1215	DH1218	DH1223 2S	DH1224 2S	DH1227
1389	1369									
		DH1306	DH1308	DH1309	DH1312	DH1315	DH1318	DH1323 2S	DH1324 2S	DH1327
1559	1539									
		DH1506	DH1508	DH1509	DH1512	DH1515	DH1518	DH1523 2S	DH1524 2S	DH1527 2S
1817	1797									
		DH1806	DH1808	DH1809	DH1812	DH1815	DH1818	DH1823 2S	DH1824 2S	DH1827 2S
2127	2107									
		DH2106	DH2108	DH2109	DH2112	DH2115	DH2118	DH2123 2S	DH2124 2S	DH2127 2S
2417	2397									
		DH2406	DH2408	DH2409	DH2412	DH2415	DH2418	DH2423 2S	DH2424 2S	DH2427 2S

These configurations / sizes are provided as a guide. Scenic can manufacture this product to suit most openings. Timber and aluminium flywire screens are available with this product. Lockable and non-lockable hardware is also available. Options are only available at time of ordering  
Please note: Some frames may require doors or sashes removed upon delivery and or onsite glazing depending on size



## Jamliner System

The Jamliner system allows the sashes to be quickly tilted or removed for easy cleaning and for painting or reglazing. The sashes easily snap back into position, resuming normal vertical operation without compromising security.



1 Standard 2 Colonial Bar 3 Colonial Bar 4 Heritage Bar 5 Federation Bar

Our commitment to continual product development necessitates that sizes and specifications may change without notice.